

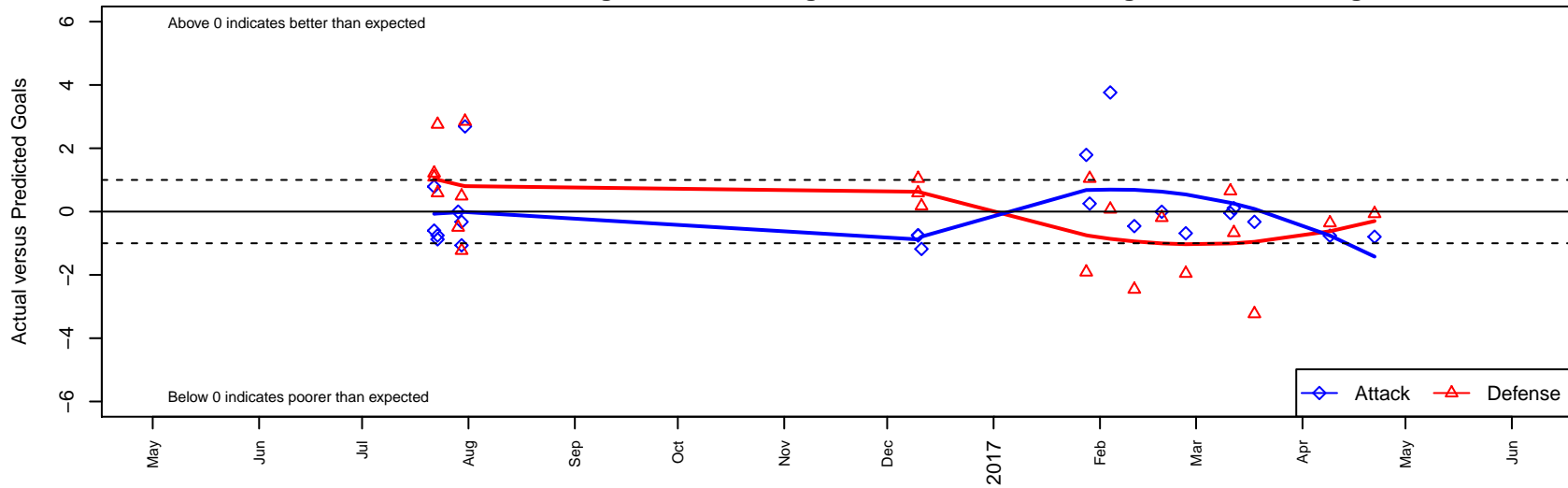
Eastside Timbers Black B01

Eastside United FC
 Gresham, OR
 B01 total strength=1334
 attack=8.72 defense=4.65
 spr league = Win OYS B01 Div 1 Green
 notes= Real Madrid; Pitfield 2014

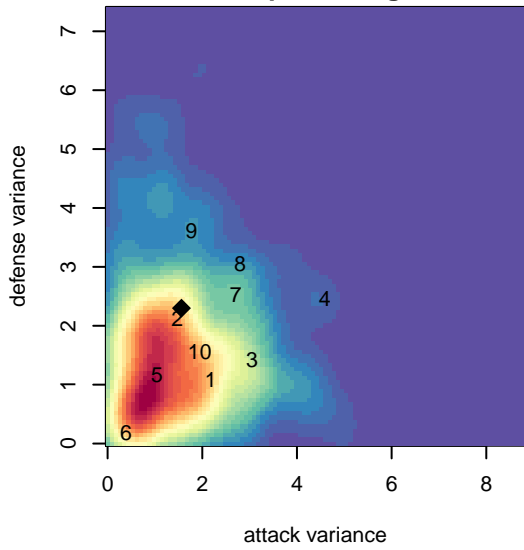
alt names used:
 EASTSIDE TIMBERSET BLACK B01
 EASTSIDE TIMBERS 2001 BOYS BLACK (OR)
 EASTSIDE TIMBERS 2001 BOYS BLACK (OR)
 Eastside Timbers 01B Black
 Eastside Timbers 01B Black

Venues played:
 2016 Oswego Nike Cup U16
 2016 Mt Hood Challenge U16 Gold
 2016 Timbers Winter Showcase 2001 Showcas
 2016 Win OYS B01 Division 1 Green
 2016 OYS Presidents Cup B01

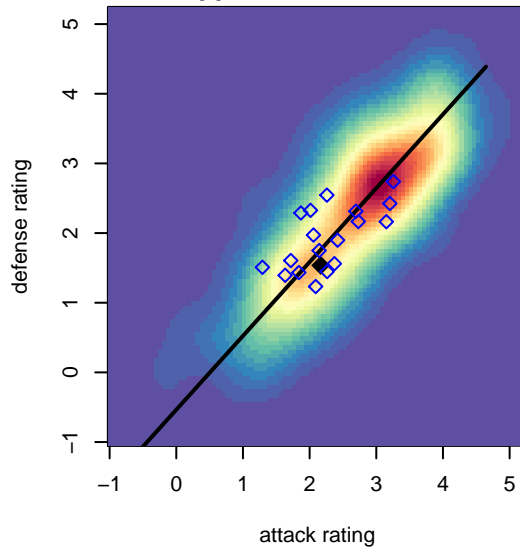
Eastside Timbers Black B01
 Dots are actual minus expected GF (blue circles) and GA (red triangles).
 Blue line is smoothed change in attack strength. Red is smoothed change in defense strength.



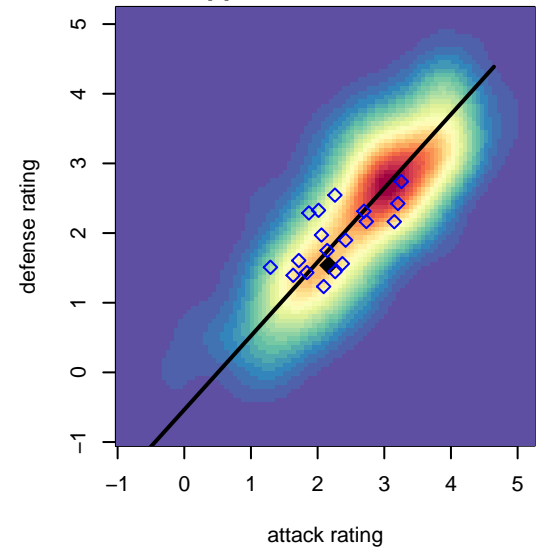
**attack and defense variance (black dot)
relative to other teams
and top 10 in region**



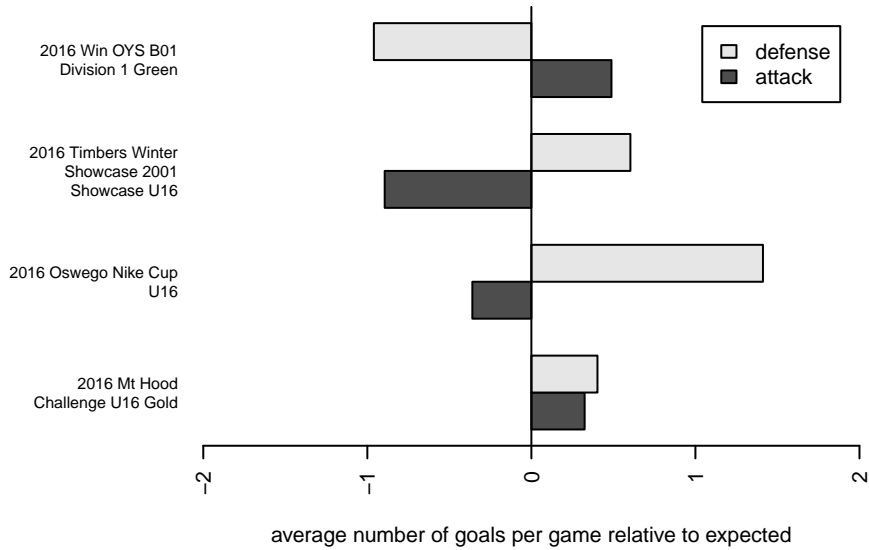
**attack and defense rating
relative to others at age
and all opponents in last 13 months**



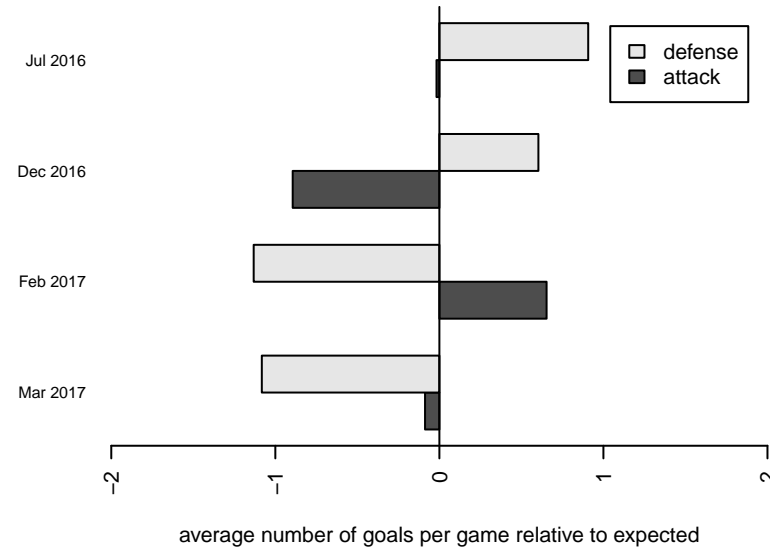
**attack and defense rating
relative to others at age
and all opponents in last 13 months**



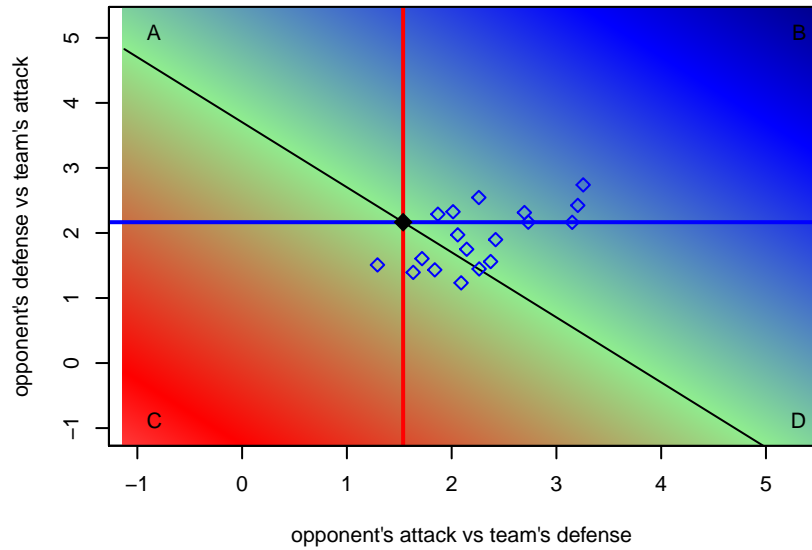
Performance relative to 13 month average



Performance relative to 13 month average



Distribution of opponents
 Red = Lose zone, Blue = Win zone, Green = Even
 Black line separates win/lose zones



lot. A=Neither has attack advantage, B=Opponent has both attack and defense advantage, C=Opponent has both attack and defense disadvantage, D=Both have

date	home		away		venue	pred.home	pred.away
17-04-22	Eastside Timbers Black B01	1	FC West Vipers B01	1	2016 OYS Presidents Cup B01	1.80	0.93
17-04-09	Eastside Timbers Black B01	1	HSC Bayern Crusaders B01	1	2016 OYS Presidents Cup B01	1.76	0.64
17-03-18	Crossfire Oregon Green I B01	5	Eastside Timbers Black B01	1	2016 Win OYS B01 Division 1 Green	1.77	1.32
17-03-12	Eastside Timbers Black B01	1	RVSC Timbers Red B01	2	2016 Win OYS B01 Division 1 Green	0.89	1.33
17-03-11	Eastside Timbers Black B01	2	THUSC Hornets B01	1	2016 Win OYS B01 Division 1 Green	2.04	1.65
17-02-26	Bend FC Timbers White B01	3	Eastside Timbers Black B01	2	2016 Win OYS B01 Division 1 Green	1.05	2.69
17-02-19	Columbia United Hermiston Heat B01	2	Eastside Timbers Black B01	2	2016 Win OYS B01 Division 1 Green	1.81	2.01
17-02-11	BSC Portland Gold B01	4	Eastside Timbers Black B01	1	2016 Win OYS B01 Division 1 Green	1.54	1.46
17-02-04	Eastside Timbers Black B01	6	SOSA B01	1	2016 Win OYS B01 Division 1 Green	2.24	1.07
17-01-29	Eastside Timbers Black B01	2	FC Portland White B01	0	2016 Win OYS B01 Division 1 Green	1.75	1.05
17-01-28	THUSC Steel B01	3	Eastside Timbers Black B01	3	2016 Win OYS B01 Division 1 Green	1.09	1.21
16-12-11	Eastside Timbers Black B01	0	Boise Nationals Timbers Red B01	1	2016 Timbers Winter Showcase 2001 Showca	1.18	1.18
16-12-10	FC Portland Navy B01	1	Eastside Timbers Black B01	0	2016 Timbers Winter Showcase 2001 Showca	1.59	0.75
16-12-10	Eastside Timbers Black B01	1	FC Portland White B01	0	2016 Timbers Winter Showcase 2001 Showca	1.75	1.05
16-07-31	ETFC Valencia Black B01	0	Eastside Timbers Black B01	4	2016 Mt Hood Challenge U16 Gold	2.85	1.31
16-07-30	Eastside Timbers Black B01	0	Kent United Green B01	2	2016 Mt Hood Challenge U16 Gold	1.07	2.49
16-07-30	Eastside Timbers Black B01	1	Crossfire Oregon Green I B01	3	2016 Mt Hood Challenge U16 Gold	1.32	1.77
16-07-29	Westside Timbers Copa White B02	3	Eastside Timbers Black B01	1	2016 Mt Hood Challenge U16 Gold	2.50	1.00
16-07-23	FC Portland Navy B01	1	Eastside Timbers Black B01	0	2016 Oswego Nike Cup U16	1.59	0.75
16-07-23	PSPL Academy B01	1	Eastside Timbers Black B01	0	2016 Oswego Nike Cup U16	3.75	0.88
16-07-22	THUSC Steel B01	0	Eastside Timbers Black B01	2	2016 Oswego Nike Cup U16	1.09	1.21
16-07-22	Spokane Sounders A B01	4	Eastside Timbers Black B01	0	2016 Oswego Nike Cup U16	5.21	0.60